



# The Horsell Village School NEWSLETTER

Vol .04



Welcome to December's edition of the school newsletter. In this month's edition you will find:

- Dairy dates
- Safeguarding updates
- Focus on RE
- Focus on Science
- Year group pages

What an exciting few weeks we have had here at The Horsell Village School. A big, big thank you to the PTA for organising and putting on such a super Christmas Fair. Thank you to all parents that gave up some time to help run a stall or helped set up and put away. Without the community spirit these kind of events wouldn't be able to run. A huge 'well done' to all the children who came and sang at the Christmas Fair. You sounded amazing. Thank you to Mrs Aughterson for organising. We will let you know the amount raised over the next few weeks, but again thank you for all your support. Funds raised by the PTA enable the school to continue to provide a range of educational experiences for our children that sometimes otherwise we wouldn't be able to provide.



I am sure you agree when I say the children did an amazing job performing in this year's Nativity. It was lovely to carry out such an event under the sparkle of the Christmas lights. The children sang beautifully throughout our musical. A big thank you to all the staff who go above and beyond to put on such a special event.

A special thank you to Mr Longley who supported with the lighting and sound system.

An even bigger thank you to all the donations made for Woking & Sam Beare Hospice. Together you managed to raise...

# £ 365



Finally, from myself and the team at The Horsell Village School we wish you a wonderful break. Enjoy making special memories.

See you in 2023

Contact: 01483714804 or email [reception@horsell-village.surrey.sch.uk](mailto:reception@horsell-village.surrey.sch.uk)

## Diary Dates

12.12.2022 Pied Piper Theatre group visit  
12.12.2022 Year 2 combined Carol concert with Horsell Junior school and Woking High School

16.12.2022 End of term  
1.15 pm

\* MERRY \*  
CHRISTMAS

03.01.2023 INSET training day for staff

04.01.2023 School Re-opens for the Spring Term.

4,5,6 01.2023 Life Education Visit to school

16.01.2023 Winter day - Science Focus

19.01.2023 Snowy Owls Class Assembly  
9.00 am

23.01.2023 Chinese New Year day

26.01.2023 Barn Owls Class Assembly  
9.00 am

02.02.2023 Tawny Owls Class Assembly  
9.00 am

03.02.2023 NSPCC Numbers Day

06.02.2023 Children's Mental Health Week

09.02.2023 Badgers Class Assembly  
9.00 am

10.02.2023 Finish for half term  
3.00 pm

# Christmas Events

## Christmas Post Box



It's that time of year again when the school post box is available for the children to post any Christmas cards they wish to send to their friends.

Last posting day will be Wednesday 14th December.

Please support your child when writing their cards to ensure the envelopes are clearly marked with the recipients full name and class.



## Christmas Parties

To celebrate all the super learning the children have completed over the term, last Friday we held our Christmas Parties.

Each class had their own party within their class. We even had a visit from Father Christmas.

We are incredibly proud of what the children have achieved so far this year. Well done everyone.




## Theatre Visit

On Monday 12th December we are being treated with a visit from a travelling theatre groups.

This year it will be based in 'Burglar Bill' written by Janet & Allan Ablberg.

We would like to past our gratitude onto the Horsell Schools PTA group for helping to fund this enrichment experience for our children.



**DANCE**  
WOKING

A group of Year 2 children took to the stage at Jubilee High School to perform their dance as part of the 'Dance Woking' program this year. Over the last 6 weeks the children have been participating in a series of dance lessons to build up to the performance.



The children did themselves and the school proud. It was a privilege to see them perform and see the buzz of excitement that came off that stage at the end. Thank you to Miss Burtenshaw for making this experience a reality.

# Reading

Below, you will find some guidance from Surrey on paired reading. There is a short youtube link that talks about how to create a lovely positive reading experience for your child at home. With the holidays coming up, we ask that you continue to share books with your child.

## Paired reading



Paired reading is a way of supporting children with their confidence and enjoyment in reading whilst giving them a chance to generalise the skills they have been learning. They will have the opportunity to apply their reading skills in new and different contexts with support from you to be successful.

Photos with permission from Ben Mullins and Jeshoots at Unsplash



[Click Here: Paired reading - YouTube](#)



Surrey County Council Specialist Teachers for Inclusive Practice

Think about:

- ✓ DO praise your child and name the things they're doing well.
- ✓ DO really share the book- let them lead on the things they can do and make this a positive, enjoyable moment in the day.
- ✓ DO talk about the book and pictures as you read.

Try not to:

- Make them struggle over a word – instead, give them a few seconds, then say the word. The reader repeats the word and then you carry on reading together.
- Choose the book for them – your child will soon learn what they like and let you know their interests.

**Books:** Let your child choose (even if it seems too hard).

**Time:** Every day for 5-10 minutes.

**Place:** Somewhere quiet and comfortable.



### Step 1- Reading together

- Before you start, agree on a secret signal together (knock, clap, squeeze).
- Start reading the words aloud together. Match your pace to your child's reading.
- Your child might start by reading the words just after you – that's ok!
- It might help for your child to point to the words.
- Use lots of praise and positive encouragement for their reading, even if they're using clues from you to read.

### Step 2- Reading alone

- When the reader is confident, they use the 'secret signal' to show you they want to read on their own. Let them decide this. Stop reading when they signal.
- If they make a mistake, or get stuck on a word, give them 3-4 seconds to correct it.
- After this time, say the word and get them to repeat it – don't ask them to sound out or break it down.
- Carry on reading together until the reader signals to read on their own again.



# R.E

## What's been happening at HVS ...

A big thank you in advance to all of you for your support over the next few weeks as we prepare for our Christmas performances. This time is particularly busy and we are grateful for those of you who have offered to help with all the little extras!

This year the children worked together to create our contribution to the Christmas Tree Festival over at the church. We are pleased to announce that we came first. Thank you to everyone that voted for us. The children are incredibly proud of their achievement.

Year Two will also be joining together with Horsell C of E Junior School and Woking High School for our annual Combined Carol Service on Monday 12th December.



In school the children in Reception have been learning all about special places and talking about some special buildings where some people go to think and learn about God.

In Year One, children have been taking that learning to the next step and learning about why 'church' is important to Christians and exploring symbols that might be seen in a church.

In Year Two, children have been looking closely at the question, Why is the Bible an important book for Christians? They have been learning about the Old and New Testament and asking and answering questions about the key narratives from the Old Testament.

In addition to weekly R.E lessons, we have also marked other occasions and celebrations. Children over the last few weeks have learnt all about Remembrance Day, Diwali and Hanukkah.

For any additional information about R.E in school, songs of the month for each year group and information about special celebrations, please check out the R.E page on the website!

This month there is a link to a video of the story of The Nativity and an Advent global calendar.





# Safeguarding

## The 12 Online Safety Tips of Christmas

# FOR CHILDREN WITH NEW DEVICES

Christmas is almost upon us once again, and soon some lucky children will be excitedly tearing the wrapping off a new mobile phone, tablet or games console. For some of them, it will be the first time they've owned a device that connects them to the online world. Even for older children, a new device means new corners of the digital landscape to explore – and, unfortunately, new risks to be aware of.

We've put together our top tips so that you can guide your young ones in enjoying their new digital gifts safely and responsibly throughout the year to come. Merry Christmas!



### 1. ALWAYS SET A PASSWORD



If your child's new device has a password protection feature, use it! It'll help to keep their private information safe and will deny others access to their device without permission. Your children's passwords should be something memorable to them – but something which other people can't guess (it's also a good idea for parents to write it down in case it gets forgotten!).

### 2. SET UP 'PARENTAL CONTROLS'



This really is an essential when your child gets a new device, so they're protected from the outset. Most phones, tablets and consoles allow you to customise their settings to determine which games your child can play, how they can communicate (and who with), what content they can access and so on. It will give you peace of mind that they can't inadvertently do something they shouldn't.

### 3. PAY ATTENTION TO AGE RATINGS



One of the first things children want to do with any new device is play games and explore apps. Before they download anything or install a new console game, check its age rating. Many popular games and apps have content that's not suitable for younger ages. The safest long-term solution is to adjust the device's settings so they can only download and use games and apps appropriate for their age.

### 4. KEEP NUMBERS AND DEVICES PRIVATE



Make sure your child understands that they should never share their phone number with someone they don't know or accept a friend request from them. They should also appreciate that it's a good idea to mainly keep their device out of sight, never lend it to a stranger, and never put it down somewhere that other people could steal it or take it to use without asking.

### 5. HAVE 'THE MONEY CONVERSATION'



Before your children start using their new device in earnest, talk to them about in-app purchases and other ways that money might be spent through their device. Once they understand, you might want to agree on a spending limit and reassure them that they can come to you if they're uncertain, or if they have made a purchase by accident.

### 6. DISCOURAGE DEVICE DEPENDENCY



Of course, children who've just got a new device will naturally want to spend as much time on it as possible. But whether they're zapping bad guys, watching videos or connecting with friends, it's easy for them to get attached very quickly. Gently remind them that having family time, going outdoors and getting some exercise are still fun, too. And the device will be there when they get back.

### 7. EXPLAIN SECURE WIFI NETWORKS



Your home WiFi is protected by a password that only your family knows, whereas public networks (like those found in coffee shops, for example) can be accessed by anyone. It's important that your child grasps this difference because, if they're using a portable device on an unsecured network, then a hacker could access their personal information without them even knowing.

### 8. LIMIT SCREEN TIME



Using a device for too long, especially just before bed, can interfere with a child's sleep quality and reduce their concentration and overall enthusiasm. It might be helpful to agree on certain times of day when they don't use their device. Most devices' settings let you specify a screen-time limit, helping your child to stay fresh and focused in order to perform well at school.

### 9. ONLY PAIR WITH KNOWN BLUETOOTH DEVICES



Your child may want to connect to another device via Bluetooth, so they can listen to music wirelessly or share pictures and videos with nearby friends. But if they use Bluetooth to link with a device that they don't know, they're at risk of a stranger being able to see their personal information or having someone transmit a virus onto their device.

### 10. TURN LOCATION SETTINGS OFF



It's safest to disable the device's location services (if it's a portable device) so your child doesn't inadvertently make other people aware of where they are. You can usually do this via the device's privacy control settings. Turning location settings off not only means your child's whereabouts can't be tracked by others, it also significantly extends battery life.

### 11. STAY AWARE OF THE SURROUNDINGS



It's quite common to see adults not looking where they're going while engrossed in their phone. Children are even more easily distracted. In some cases, children have been hit by cars or cyclists because they were staring at their device and lost track of where they were. Remind your child that screens and walking don't mix. If they need to use their device, they should stop in a safe place first.

### 12. BE THERE IF THEY NEED TO TALK



Even when you've made a device as secure as you can, there's still a possibility of your child seeing something that bothers them, or someone they don't know attempting to contact them. If this happens, listen to their concerns, empathise and reassure them. Once they've explained what happened, you can decide if you should take further action like blocking or reporting another user.



National Online Safety®

#WakeUpWednesday





# Reception

## What's been happening in Reception ...

We have had so much fun exploring different heroes in our topic, Anyone Can be Hero. We have battled the Evil Pea while reading Supertato, and considered how we can aim for the stars and achieve the impossible while reading Think Big.

We had lots of fun walking up the High Street to visit Boz's Fruit and Vegetable Market to choose our own potatoes, we later used these in school to make our very own 'Supertatoes' helping us defeat the Evil Pea. We used our detective skills to locate the missing soft toys that the Evil Pea had hidden away, following the clues he had left behind. We also utilised our detective skills while exploring the tragedy of cracked eggs in the Reception area, considering many different reasons why Humpty Dumpty was left in so many pieces.

We have also spent lots of our PSHE time considering different ways we can be kind to others, even when people are different to us and that it is important to celebrate our differences.

In our Maths learning, we have been exploring the composition of numbers to 5, relating this to the mathematical vocabulary of parts and wholes. We have also begun to compare quantities, thinking about which quantity is greater and less than another.



Achieve

Future

Emergency

Important

Festival

Celebrations

## Phonics

j v w x y z zz

qw ch sh th ng




## Tricky Words

me be they he she





# Photos from our Learning





# Year 1

## What's been happening in Year 1 ...

The children have been thoroughly enjoying our topic, 'The Carnival of the Animals'. After reading the story 'My Perfect Pet', the children went on to write descriptive sentences about what their perfect pet would be like. We also explored rhyming words and created our own riddles.

Our English and RE learning in the last 2 weeks of term will be focused on the story of the birth of Jesus and learning about the key people involved, which will help the children's understanding of the story's events as we act out the story.

In Maths this month we have continued to explore addition and subtraction, using the language of more than and less than. The children have been working out 1 more and 1 less than a given number and have been practising subtraction methods using the concrete, pictorial and abstract approach. We will now be focusing on shape until the end of term. At home, you can go on a 2D and 3D shape hunt.

This month, the children will be zooming in on the physical structure of a variety of common animals (fish, amphibians, reptiles, birds and mammals including pets). They will then identify, name, draw and label the basic parts of the human body and say which part of the body is associated with each sense. At home, please continue to read with your child each day and record this in the reading diary. In the reading diary you will also see a list of Year 1 words that children should be able to read on sight and spell correctly by the end of the year.



## Phonics

The children carried out a Phonics assessment last week and will be revising sounds in their groups that they need further practice with. These sounds can be found inside your child's reading diary. Please revise these over the Christmas holidays.



together  
endangered  
criteria  
fitness  
combine  
investigate  
movement  
nativity  
hygiene  
pattern







# Year 2

## What's been happening in Year 2 ...

In Year Two, we have been learning more about Master Makers and been hard at work designing meals for Chris Hoy, and creating portraits of ourselves in the style of the master artist, Quentin Blake.

We also had a lovely day learning all about Hanukkah. We learnt about how it is celebrated and the story of the miracle of the oil that burnt for eight nights.

Over the next few weeks we will be creating our own stories based on 'The Hundred Decker BUs' and learning about the Christmas story.

In Maths we will continue our learning on addition and subtraction and learning about 2D and 3D shapes and their properties.

Congratulations to those of our children who took part in Woking Dance. They were amazing dancers and fantastic representatives of the school. We were very proud of them.



nutrition  
heartbeat  
pulse  
Christmas  
navitiy  
manger

## SPELLING

past last fast find

kind mind behind friend



# Photos from our Learning

